

Stark County's Influenza Weekly Report

Week 48 (11/26/17-12/02/17)



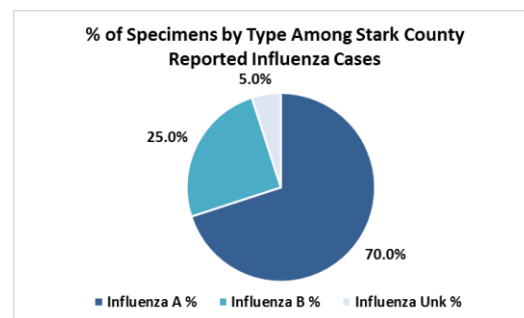
Public Health
Prevent. Promote. Protect.

During Week 48:

- During week 48, Stark County had twelve influenza-associated hospitalizations.
- Nationally, there two influenza-associated pediatric deaths reported.
- During week 48, 359 influenza A specimens were collected nationally from public health laboratories, which made up 84.5% of all positive specimens; 9.2% subtyped as the 2009 H1N1 virus, 87.5% subtyped as the H3 virus, and subtyping was not performed on the remainder.

So Far this Year:

- There have been thirty-two influenza-associated hospitalizations so far this year in Stark County.
 - Ages of those hospitalized for influenza have ranged from 2 years to 96 years of age with the average age being 60.8 years (median 68.0 years old).
- A cumulative rate of 3.0 laboratory-confirmed influenza-associated hospitalizations per 100,000 population was reported.
- Up through week 48, 11,017 specimens were collected nationally from public health laboratories. 2374 were typed influenza A. This was 86.5% of all specimens collected. Of these, 9.3% subtyped as the 2009 H1N1 virus, 89.5% subtyped as the H3 virus, and subtyping was not performed on the remainder.
- Nationally, there have been seven influenza-associated pediatric deaths reported so far this year. Last year, at the same time, there was one death reported for the season and occurring in Week 48.
- One human infection with a novel influenza A virus (H1N1v) was reported from Iowa during week 46.

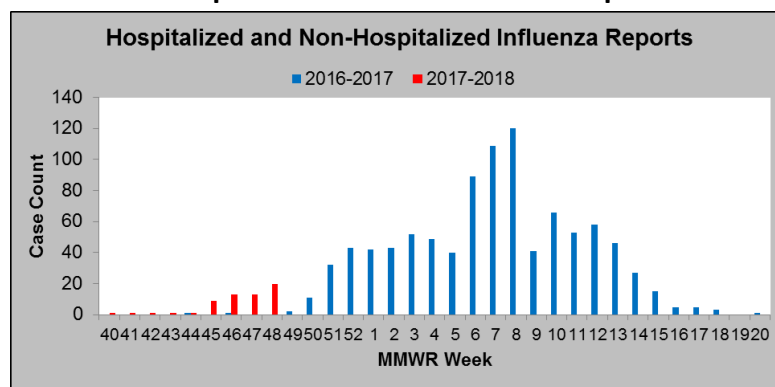


Viruses Circulating vs. Viruses in this Year's Vaccine:

- Nationally since October 1, 2017, 225 influenza viruses were characterized as Influenza A.
 - There were 187 influenza A(H3N2) viruses collected and 98.0% matched the influenza A (H3N2) component in this year's vaccine. There were 38 influenza A (H1N1) viruses collected and 100% matched the influenza A (H1N1) component in this year's vaccine.
- Nationally since October 1, 2017, 52 influenza viruses were characterized as Influenza B.
 - Of these, 50 subtyped from the Yamagata Lineage and 2 subtyped from the Victorian Lineage. Of these specimens, 100% of the Yamagata Lineage matched the Influenza B component of the 2017-2018 vaccine and 50.0% of the Victorian Lineage matched.

Graph 1: Hospitalized and Non-Hospitalized Influenza Cases Reported to the Local Health Department.

- ◆ There were twenty cases of hospitalized and non-hospitalized influenza reported for Week 48 in Stark County. Last year there were zero cases reported this week. Stark County increased to sixty cases reported so far this year compared to two cases reported so far last year.



* All data presented in this weekly report are preliminary and may change as additional information is received.

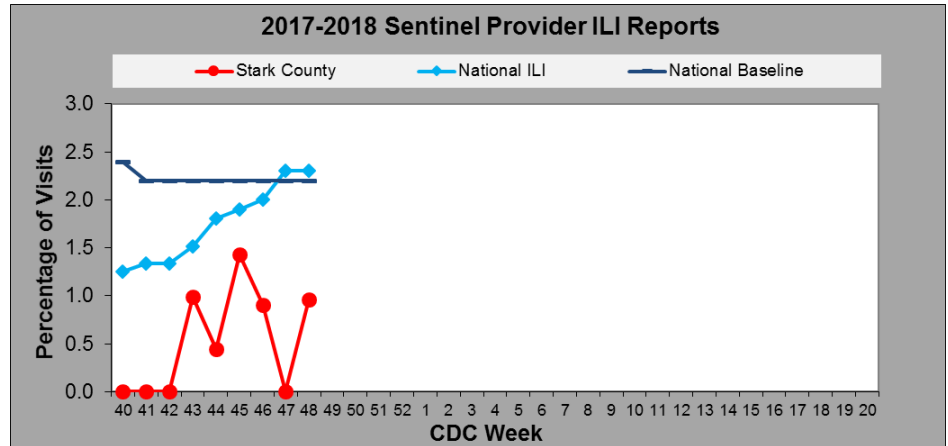
* Multiyear averages included in this weekly report do not include the 2009/2010 H1N1 season.

- If you have any questions please contact Avi Joseph at 330.493.9914 or josepha@starkhealth.org or Amanda Archer at 330.489.3327 or aarcher@cantonhealth.org

Graph 2: Sentinel Provider Reported Influenza Like Illness (ILI) in Stark County.

- ◆ During week 48, Stark County Sentinel Providers reported the percentage of their visits identified as ILI at just below 1.0%. Nationally, it was reported that 2.3% of visits were for ILI, which continues to be above the national baseline of 2.2% of visits.

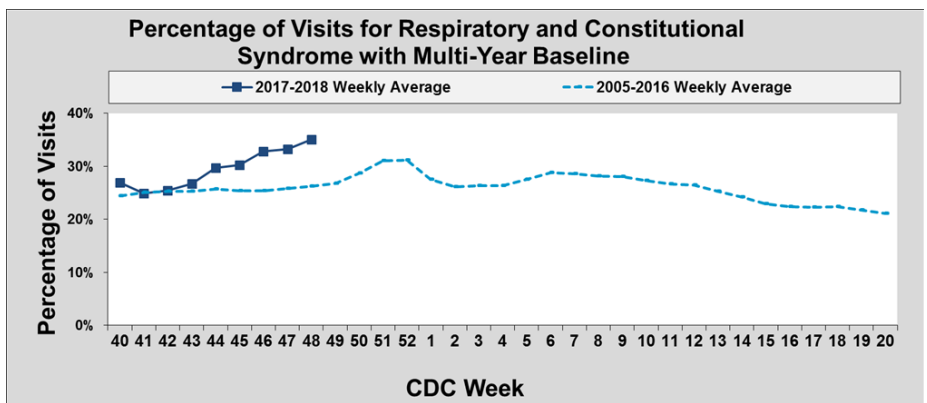
- *Chart is updated to reflect data received from Sentinel Providers from previous weeks.*



Graph 3: Emergency Department Visits for Respiratory and Constitutional Syndromes.

(Source: Health Monitoring Systems, EpiCenter, Hospital and Stat Care Patient Registration Surveillance System)

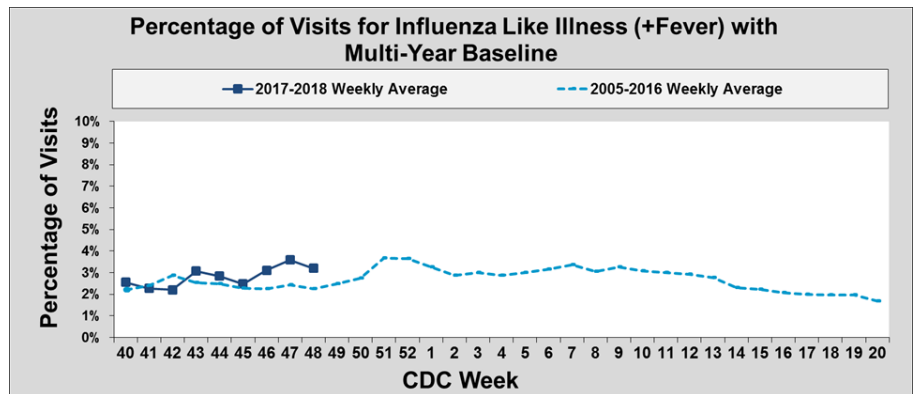
- ◆ ED and Stat Care visits for respiratory and constitutional syndrome continue show a seasonal uptick and continue to remain above the multi-year baseline average during week 48.



Graph 4: Emergency Department (ED) Visits for Influenza Like Illness (+Fever).

(Source: Health Monitoring Systems, EpiCenter, Hospital and Stat Care Patient Registration Surveillance System)

- ◆ ED and Stat Care visits for ILI + Fever for MMWR week 48 showed a decrease from the previous week, but continue to remain above the multi-year average.



* All data presented in this weekly report are preliminary and may change as additional information is received.

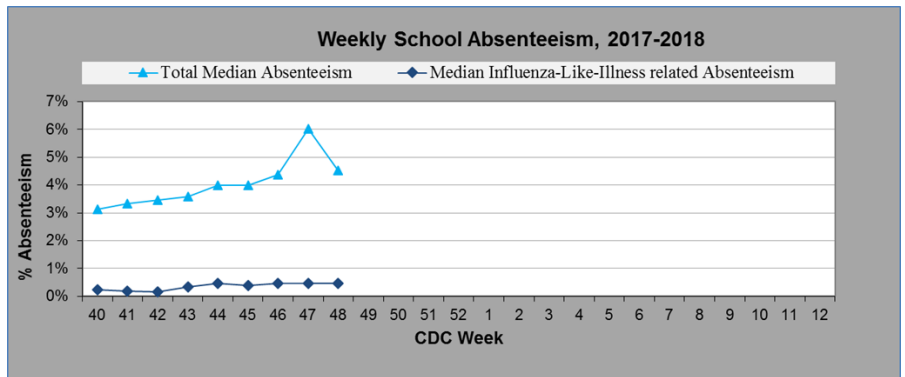
* Multiyear averages included in this weekly report do not include the 2009/2010 H1N1 season.

➤ If you have any questions please contact Avi Joseph at 330.493.9914 or josepha@starkhealth.org or Amanda Archer at 330.489.3327 or aarcher@cantonhealth.org

Graph 5: Stark County School Absenteeism.

(Source: Voluntary reporting by multiple school districts throughout the county)

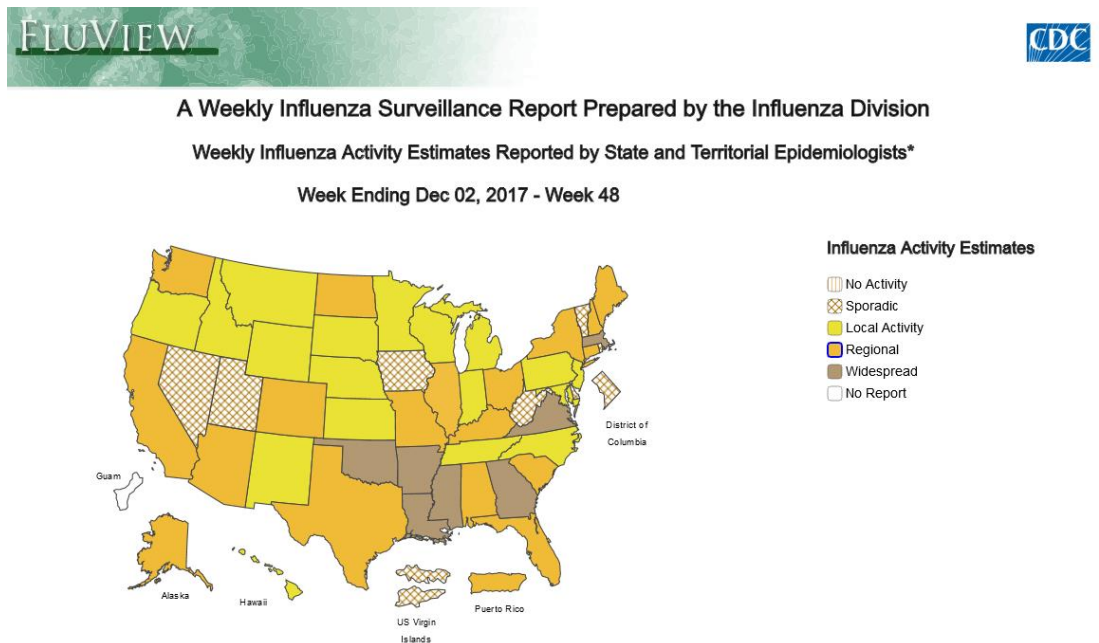
- ◆ During week 48, there were 53 school absenteeism reports submitted. Of those, the total median absenteeism decreased for the week. Those absent specifically with influenza-like-illness continue to show consistent reporting with less than 1% of total absenteeism.



Map: Weekly Geographic Influenza Activity Estimates Reported by State and Territorial Epidemiologists Syndromes.

(Source: Health Monitoring Systems, EpiCenter, hospital and stat care patient registration surveillance system)

- ◆ During week 48, Ohio's influenza activity increased from local to regional activity, along with 17 other states. Widespread influenza activity was reported by 7 states.



*This map indicates geographic spread and does not measure the severity of influenza activity.



Alliance City Health Department
cityofalliance.com/health



Promoting and Protecting Health Since 1849

Canton City Health Department
cantonhealth.org



Massillon City Health Department
massillonohio.com/health



Stark County Health Department
starkhealth.org

* All data presented in this weekly report are preliminary and may change as additional information is received.

* Multiyear averages included in this weekly report do not include the 2009/2010 H1N1 season.

➤ If you have any questions please contact Avi Joseph at 330.493.9914 or josepha@starkhealth.org or Amanda Archer at 330.489.3327 or aarcher@cantonhealth.org